



# 100R5

## Reusable Hose Ends




**4461**  
Female JIC Swivel  
Non-Mandrel

PART #	FEMALE THREAD	HOSE SIZE
4461-4-4	7/16-20	4
4461-4-5	7/16-20	5
4461-5-5	1/2-20	5
4461-6-6	9/16-18	6
4461-8-8	3/4-16	8
4461-10-10	7/8-14	10
4461-12-10	1-1/16-12	10
4461-12-12	1-1/16-12	12
4461-16-16	1-5/16-12	16
4461-20-20	1-5/8-12	20
4461-24-24	1-7/8-12	24
4461-32-32	2-1/2-12	32



**4462**  
Female SAE Swivel  
Non-Mandrel

PART #	FEMALE THREAD	HOSE SIZE
4462-6-6	5/8-18	6
4462-12-12	1-1/16-14	12



**4463**  
Female PTT Swivel  
Non-Mandrel  
2 piece

PART #	FEMALE THREAD	HOSE SIZE
4463-16-16	1-5/16-14	16
4463-20-20	1-5/8-14	20



**4464**  
Male Pipe  
Non-Mandrel

PART #	PIPE THREAD	HOSE SIZE
4464-2-4	1/8	4
4464-4-4	1/4	4
4464-4-5	1/4	5
4464-4-6	1/4	6
4464-6-6	3/8	6
4464-6-8	3/8	8
4464-8-8	1/2	8
4464-8-10	1/2	10
4464-12-10	3/4	10
4464-12-12	3/4	12
4464-12-16	3/4	16
4464-16-16	1	16
4464-20-20	1-1/4	20
4464-24-24	1-1/2	24
4464-32-32	2	32



**4465**  
JIC Male Flare  
Non-Mandrel

PART #	MALE THREAD	HOSE SIZE
4465-4-4	7/16-20	4
4465-5-5	1/2-20	5
4465-6-6	9/16-18	6
4465-8-8	3/4-16	8
4465-10-10	7/8-14	10
4465-12-12	1-1/16-12	12
4465-16-16	1-5/16-12	16



**4466**  
SAE Male Flare  
Non-Mandrel

PART #	MALE THREAD	HOSE SIZE
4466-6-6	5/8-18	6
4466-12-12	1-1/16-14	12



**4467**  
Male O-Ring Boss  
Non-Mandrel

PART #	MALE O-RING	HOSE SIZE
4467-4-4	7/16-20	4
4467-5-5	1/2-20	5
4467-6-6	9/16-18	6
4467-8-8	3/4-16	8
4467-10-10	7/8-14	10
4467-16-16	1-5/16-12	16



**420**  
Female JIC  
Swivel 45°  
Non-Mandrel

PART #	FEMALE THREAD	HOSE SIZE
420-4-4	7/16-20	4
420-5-5	1/2-20	5
420-6-6	9/16-18	6
420-8-8	3/4-16	8
420-10-10	7/8-14	10
420-12-12	1-1/16-12	12
420-16-16	1-5/16-12	16



**440**  
Female SAE  
Swivel 45°  
Non-Mandrel

PART #	FEMALE THREAD	HOSE SIZE
440-06-06	5/8-18	6
440-12-12	1-1/16-14	12



**485**  
**Female JIC**  
**Swivel 90°**  
**Non-Mandrel**

PART #	FEMALE THREAD	HOSE SIZE
485-4-4	7/16-20	4
485-5-5	1/2-20	5
485-6-6	9/16-18	6
485-8-8	3/4-16	8
485-10-10	7/8-14	10
485-12-12	1-1/16-12	12
485-16-16	1-5/16-12	16
485-20-20	1-5/8-12	20



**484**  
**Female SAE**  
**Swivel 90°**  
**Non-Mandrel**

PART #	FEMALE THREAD	HOSE SIZE
484-6-6	5/8-18	6
484-12-12	1-1/16-14	12



**478**  
**Female JIC Swivel**  
**90° Long**  
**Non-Mandrel**

PART #	FEMALE THREAD	HOSE SIZE
478-4-4	7/16-20	4
478-5-5	1/2-20	5
478-6-6	9/16-18	6
478-8-8	3/4-16	8
478-10-10	7/8-14	10
478-12-12	1-1/16-12	12
478-16-16	1-5/16-12	16




**480**  
**Female SAE Swivel**  
**90° Long**  
**Non-Mandrel**

PART #	FEMALE THREAD	HOSE SIZE
480-6-6	5/8-18	6
480-12-12	1-1/16-14	12




**421**  
**Male Inverted**  
**Swivel**  
**Non-Mandrel**

PART #	MALE THREAD	HOSE SIZE
421-4-4	7/16-24	4
421-5-5	1/2-20	5
421-5-6	1/2-20	6
421-6-6	5/8-18	6
421-8-8	3/4-16	8



**422**  
**Male Inverted**  
**Swivel 90°**  
**Non-Mandrel**

PART #	MALE INV SIZE	HOSE SIZE
422-4-4	7/16-24	4
422-4-6	7/16-24	6
422-5-5	1/2-20	5
422-5-6	1/2-20	6
422-6-6	5/8-18	6
422-6-8	5/8-18	8
422-7-6	11/16-8	6
422-8-8	3/4-16	8



**423**  
**Male Inverted**  
**Swivel 45°**  
**Non-Mandrel**

PART #	MALE INV SIZE	HOSE SIZE
423-6-6	5/8-18	6
423-8-8	3/4-18	8



**461**  
**Female JIC Swivel**  
**Mandrel**

PART #	FEMALE THREAD	HOSE SIZE
461-6-6*	9/16-18	6
461-12-12*	1-1/16-12	12
461-16-16*	1-5/16-12	16
461-20-20	1-5/8 -12	20
461-24-24*	1-7/8 -12	24
461-32-32	2-1/2-12	32

\*ADD "B" TO PART # FOR BRASS



**462**  
**Female SAE Swivel**  
**Mandrel Type**

PART #	FEMALE THREAD	HOSE SIZE
462-4-4*	7/16-20	4
462-5-5	1/2-20	5
462-6-6*	5/8-18	6
462-8-8*	3/4-16	8
462-10-10*	7/8-14	10
462-12-12	1-1/16-14	12

\*ADD "B" TO PART # FOR BRASS



**463**  
**Female PTT Swivel**  
**Mandrel**

PART #	FEMALE THREAD	HOSE SIZE
463-16-16	1-5/16-14	16
463-20-20	1-5/8-14	20
463-24-24	1-7/8-14	24
463-32-32	2-1/2-12	32

# 100R5 Reusable Hose Ends



**MT 461  
JIC Mandrel**

PART #	MALE THREAD	HOSE SIZE
MT 461-6	9/16-18	3/16
MT 461-12	1-1/16-12	5/16




**MT 462  
SAE Mandrel**

PART #	MALE THREAD	HOSE SIZE
MT 462-4	7/16-20	3/16
MT 462-5	1/2-20	1/4
MT 462-6	5/8-18	5/16
MT 462-8	3/4-16	13/32
MT 462-10	7/8-14	1/2
MT 462-12	1-1/16-14	5/8



**470  
Code 61 Split Flange  
Non-Mandrel**

PART #	FLANGE SIZE	HOSE SIZE
470-8-8	8	8
470-12-12	12	12
470-16-12	16	12
470-16-16	16	16
470-20-16	20	16
470-20-20	20	20
470-24-24	24	24
470-32-20	32	20
470-32-24	32	24
470-32-32	32	32
470-40-32	40	32



**475  
Code 61 Split  
Flange 45°  
Non-Mandrel**

PART #	FLANGE SIZE	HOSE SIZE
475-12-12	12	12
475-16-16	16	16
475-20-20	20	20
475-24-24	24	24
475-32-32	32	32
475-40-32	40	32



**479  
Code 61 Split  
Flange 90°  
Non-Mandrel**

PART #	FLANGE SIZE	HOSE SIZE
479-8-8	8	8
479-12-12	12	12
479-16-12	16	12
479-16-16	16	16
479-20-16	20	16
479-20-20	20	20
479-20-24	20	24
479-24-20	24	20
479-24-24	24	24
479-32-20	32	20
479-32-32	32	32